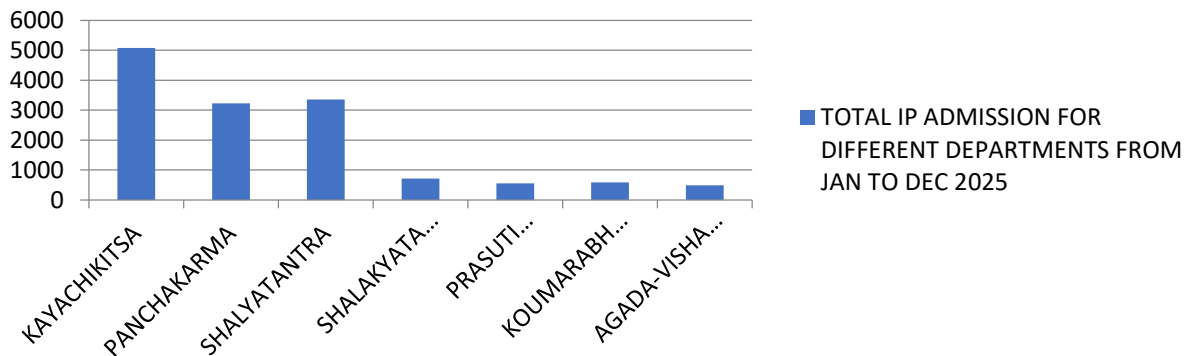




HOSPITAL STATISTICS

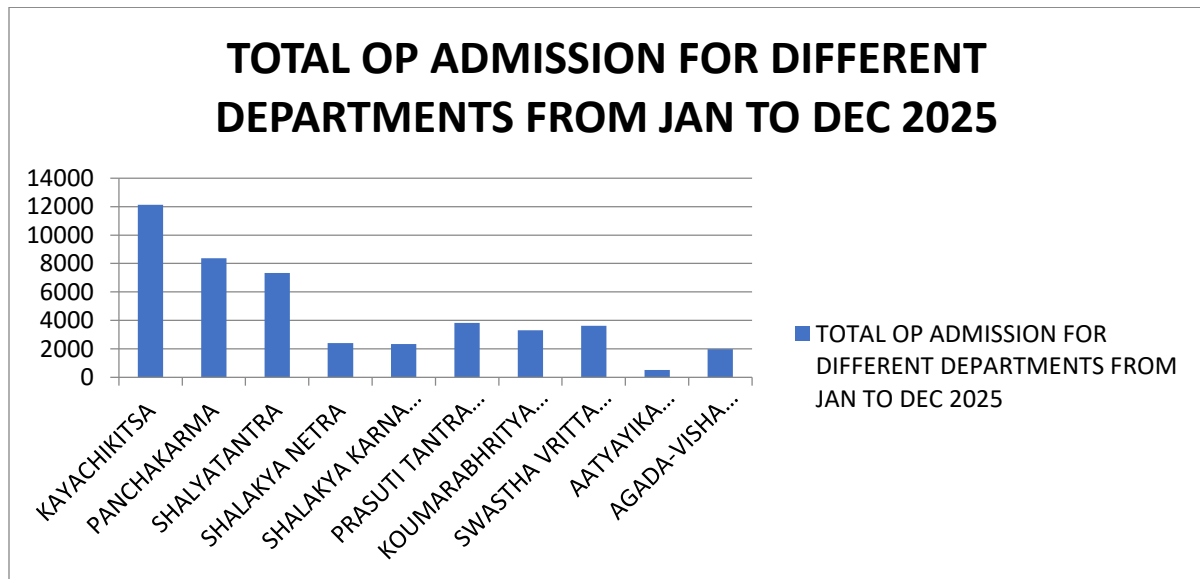
| DEPARTMENT | TOTAL IP ADMISSION FOR DIFFERENT DEPARTMENTS FROM JAN TO DEC 2025 |
|-------------------------------|---|
| KAYACHIKITSA | 5072 |
| PANCHAKARMA | 3221 |
| SHALYATANTRA | 3356 |
| SHALAKYATANTRA | 716 |
| PRASUTI TANTRA EVAM STREEROGA | 555 |
| KOUMARABHRITYA | 581 |
| AGADA-VISHA CHIKITSA | 487 |

TOTAL IP ADMISSION FOR DIFFERENT DEPARTMENTS FROM JAN TO DEC 2025



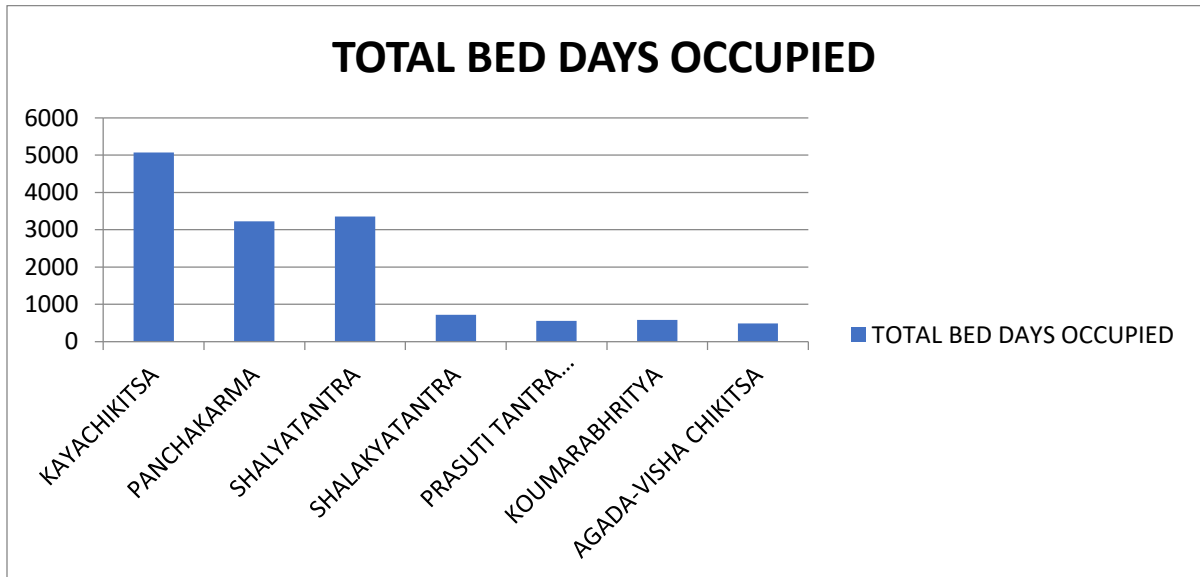


| DEPARTMENT | TOTAL OP ADMISSION FOR DIFFERENT DEPARTMENTS FROM JAN TO DEC 2025 |
|-------------------------------|---|
| KAYACHIKITSA | 12128 |
| PANCHAKARMA | 8361 |
| SHALYATANTRA | 7334 |
| SHALAKYA NETRA | 2410 |
| SHALAKYA KARNA NASA MUKHA | 2333 |
| PRASUTI TANTRA EVAM STREEROGA | 3814 |
| KOUMARABHRITYA BAL ROGA | 3295 |
| SWASTHA VRITTA AND YOGA | 3624 |
| AATYAYIKA (CASUALITY) | 516 |
| AGADA-VISHA CHIKITSA | 1985 |





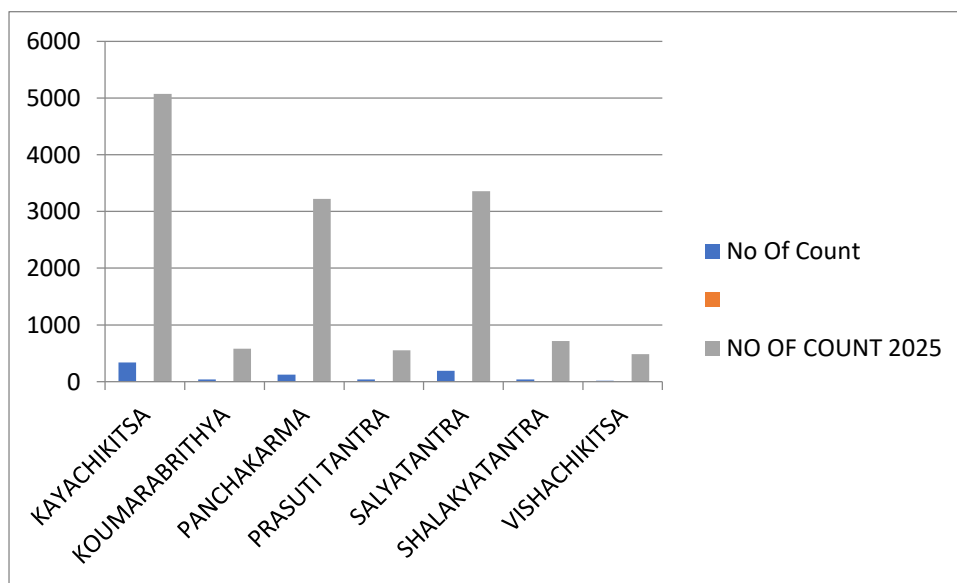
| DEPARTMENT | TOTAL BED DAYS OCCUPIED |
|----------------------------------|-------------------------|
| KAYACHIKITSA | 5072 |
| PANCHAKARMA | 3221 |
| SHALYATANTRA | 3356 |
| SHALAKYATANTRA | 716 |
| PRASUTI TANTRA EVAM STREEROGA | 555 |
| KOUMARABHRITYA | 581 |
| AGADA-VISHA CHIKITSA | 487 |





COMPARITIVE GRAPH BETWEEN 2024 AND 2025

| IP REPORTS | | | |
|------------|----------------|------------------|------------------|
| S No | Department | No Of Count 2024 | NO OF COUNT 2025 |
| 1 | KAYACHIKITSA | 336 | 5072 |
| 2 | KOUMARABRITHYA | 38 | 581 |
| 3 | PANCHAKARMA | 126 | 3221 |
| 4 | PRASUTI TANTRA | 41 | 555 |
| 5 | SALYATANTRA | 189 | 3356 |
| 6 | SHALAKYATANTRA | 37 | 716 |
| 7 | VISHACHIKITSA | 18 | 487 |





| OP REPORTS | | | |
|-------------|----------------|-------------------|-------------------|
| S No | Department | No Of Count(2024) | No Of Count(2025) |
| 1 | ATYAYIKA | 226 | 516 |
| 2 | KAYACHIKITSA | 12334 | 12128 |
| 3 | KOUMARABRITHYA | 3221 | 3295 |
| 4 | PANCHAKARMA | 8181 | 8361 |
| 5 | PRASUTI TANTRA | 3637 | 3814 |
| 6 | SALYATANTRA | 7066 | 7334 |
| 7 | SHALAKYATANTRA | 4801 | 4743 |
| 8 | SWASTHAVRITHA | 3482 | 3624 |
| 9 | VISHACHIKITSA | 1037 | 1985 |
| Grand Total | | 43,985 | 45800 |

